


Ready-to-Go

Reading

Response

Templates



©K Dupre, 2014
teachertrap.com

Reading Response Suggestions

MODEL FIRST

Before students use the templates on their own, take the time to complete examples in front of the kids or with the class. Not only does this give you the opportunity to teach *how* to use the forms, but you will also be able to set high expectations of their work. Students must understand that the purpose of Reading Response is to think more deeply about reading, not just to complete the pages!

OFFER CHOICES

My students love working on these Reading Response pages because I offer them a choice. I keep the pages in file folders so that students can select the type of response they'd like to do during Reading Workshop (and the type that fits the genre they are reading).

MAKE TIME FOR SHARING

The power of Reading Response lies in sharing. You might have a time for sharing with the whole group every Friday or a time for students to partner up and share twice a week. You might have students complete Reading Response in Book Clubs and then share with their own group. Whatever the format, make sure students have the opportunity to share their own work, observe others sharing, and ask questions.

Name: _____

Date: _____

BOOK REVIEW

Title: _____

Author: _____ Fiction or Nonfiction
(circle one)

What is the author's purpose for writing? (circle one)

to inform or teach you to entertain you to persuade you

How well did the author achieve his or her purpose? (circle one)

not very well  somewhat  very well 

Why do you think this? _____

What words best describe this book? Circle or write in your own.

funny sad exciting suspenseful informative touching serious

My Book Rating:      Color 1 - 5 stars, 5 being the best!

I rated this book _____ stars because _____

I would recommend this book to readers who enjoy _____

Letter to the Author

Dear _____,

I just finished reading your book, _____.

I thought the book was very _____. When I first started reading, I thought _____

but then _____.

Your book reminded me of _____
_____. I kept wondering _____

I thought the most interesting character was _____
because _____.

This character reminded me of _____
_____. I kept wondering why

this character _____.

If you write another book like this one, I predict _____
_____.

and I hope that _____.

Sincerely,

Name: _____

Date: _____

CHARACTER SKETCH

Title: _____

Author: _____

Character: _____

How do you visualize this character?
Sketch your character here:

CHARACTER TRAITS

What traits best describe your character?

Clever Unfriendly

Brave Honest

Sneaky Lazy

Thoughtful Cheerful

Cautious Messy

Silly Selfish

Hardworking Neat

Friendly Creative

Kind Serious

Shy Dishonest

What evidence from the text helped you sketch and describe your character?

Pg _____:


Pg _____:

Pg _____:

If you could ask your character one question, what would you ask?



Don't Miss...



One Year of Giveaways!

I will be giving away one TPT Gift Card every month of the 2014-2015 school year!

Follow my blog or Facebook page to receive notice of each Giveaway...

Facebook: Teacher Trap

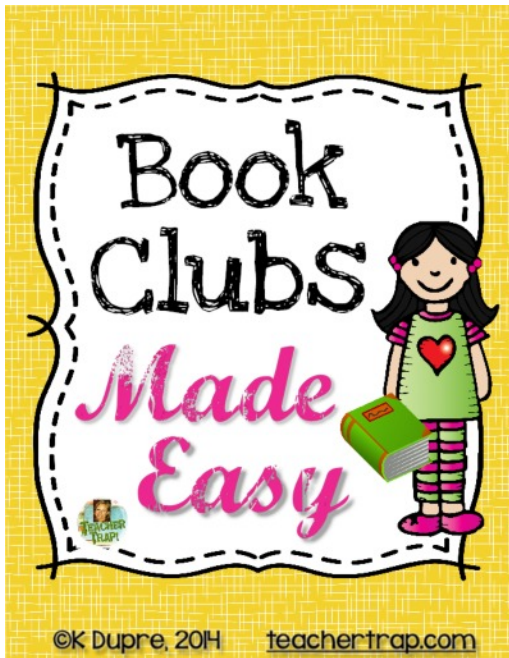
Blog: www.teachertrap.com

And feel free to tell your teacher friends! :)



See More...

If you liked Ready-to-Go Reading Response Templates, check out these other products designed to boost reading comprehension!



Book Clubs Made Easy

Launch Book Clubs in your classroom in just one week! Build comprehension through guided interactive discussions. (And it's all student-led!)

More Meaningful Connections

Supercharge your students' metacognitive abilities in one week by focusing on making meaningful connections. Don't underestimate the power of this important comprehension skill!





Thank You!

I hope this product is just what you needed!


You can visit my store here:

www.teacherspayteachers.com/Store/Teacher-Trap

Or my blog here: www.teachertrap.com

Or follow me on Pinterest or Facebook at Teacher Trap.

And thanks to the following brilliant, creative people for their clipart, fonts, borders, and backgrounds!



graphicsfromthepond.blogspot.com



melonheadzillustrating.blogspot.com/

Lovin Lit

<http://www.teacherspayteachers.com/Store/Lovin-Lit>



KG Fonts

www.kimberlygeswein.com



thecreativechalkboard.blogspot.com




<http://the3amteacher.blogspot.com/>



thewizardofboz.blogspot.com



<http://www.kevinandamanda.com/>



www.kpmdoodles.com



inkinlittlethings.blogspot.com



<http://www.teacherspayteachers.com/Store/Mad-Clips-Factory>



<http://www.teacherspayteachers.com/Store/Ashley-Hughes-38>